

- Product Name:** Silicone Orthodontic Bottle Nipple
- Material:** Medical-Grade Silicone
- Dimensions:** 70 × 70 × 55mm
- Recommended Age:** Slow Flow - Suitable for children aged 0-3 months
Medium Flow - Suitable for children aged 3-6 months
Variable Flow - Suitable for children aged 6 months+

Product Description:

The Silicone Orthodontic Bottle Nipple is compatible with all Gen. 3 Bottles, transforming them into a handy baby bottle!

Our Silicone Orthodontic Bottle Nipple is designed to provide the most natural feeding experience possible for you and your baby. The orthodontic thumb-shaped teat mimics the shape of a mother's nipple during breastfeeding, and the offset position allows you to feed your baby without completely inverting your bottle.

Features:

- Fully compatible with all Gen. 3 Baby Bottles.
- Anti-colic nipple allows your baby to drink continuously without gasping for air or drinking bubbles.
- Soft, naturally-shaped orthodontic teat mimics the shape of a mother's nipple during breastfeeding.
- Made of premium medical-grade silicone.
- Safe in microwaves, boiling water and sterilisers.
- BPA, PVC and phthalate-free.

Cleaning and Care:

Before first use, clean the product and then place in boiling water for 5 minutes. This is to ensure hygiene. Wash before and after each subsequent use. Although dishwasher safe, we recommend hand washing in warm soapy water, removing any food residues and rinsing thoroughly. If you use a brush to clean the tip of the feeding nipple, clean it as carefully as possible to avoid damage. Do not use abrasive cleaning agents. Only soft bristle brushes or soft sponges should be used. To sterilise, use a steam steriliser or boil in water for 2-3 minutes. Store nipple in a dry, covered container and avoid direct sunlight.

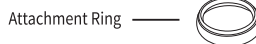
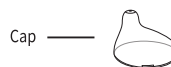
Caution:

For your child's safety and health

WARNING!

- Continuous and prolonged sucking of fluids will cause tooth decay.
- Always check food temperature before feeding.
- Throw away at the first signs of damage or weakness.
- Keep components not in use out of the reach of children.
- Never attach to cords, ribbons, laces or loose parts of clothing. The child can be strangled.
- Never use the feeding nipple as a soother.
- Always use this product with adult supervision.
- This product is not a toy. Do not use this product for anything other than its intended use.
- Inspect before each use, pulling the feeding nipple in all directions. Throw away at the first signs of damage or weakness.
- Do not leave feeding nipple in direct sunlight or heat, or leave in sterilising solution for longer than recommended, as this may weaken the product.

Baby Bottle Diagram



Bottle attachments each sold separately.

Assembly Instructions



Measure and pour the desired amount of milk into the bottle body.

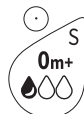


Push the nipple up through the bottom of the attachment ring and into place. Ensure the bottom rim of the nipple is lying flat inside the ring.



Screw the attachment ring onto the bottle body.

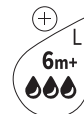
Your baby will require different flow rates as they grow.



Slow Flow



Medium Flow



Variable Flow

Age range for each flow rate is just a suggestion and may vary according to each baby's needs or preferences.

PLEASE NOTE: As silicone can stick to itself, the nipple hole or valve opening may seal. To fix, gently rub the end of the nipple or valve between your fingers until the hole reopens. We recommend replacing the nipple every 3 months.