

**haakaa®**

# FLOWER FRESH FOOD FEEDER & COVER SET

## PRODUCT MANUAL

**English**

**Product Name:** Flower Fresh Food Feeder & Cover Set  
**Materials:** Feeder, Attachment Ring, Pouch Cover - Food-Grade Silicone  
 Pouch - Medical-Grade Silicone  
 Cap - PP

**Colours:** Pea Green/Blush/Sky Blue/Oat  
**Dimensions:** 74 × 74 × 123mm

**Recommended Age:** 4 months+

**Contents:** 1 × Silicone Fresh Food Feeder

1 × Silicone Pouch - L

1 × Silicone Pouch Cover

1 × PP Cap

**Standard:** EN 14372

### Product Description:

The Haakaa Fresh Food Feeder & Cover Set is the perfect way to safely introduce new flavours to your baby without the risk of choking. Made with 100% silicone, our Feeder is more hygienic, durable and easy-care than mesh alternatives, which are incredibly difficult to clean and can rip, harbour bacteria and absorb odours.

Our Feeder is super easy to assemble and use! Simply place fruit, vegetables or meat into the silicone pouch and seal tight. You can also freeze icy treats straight into our Feeder. To do this, simply slip over the perfectly-fitted pouch cover, pour liquid (such as breast milk or pureed food) into the pouch, assemble the Feeder, place the cap on and freeze! Once frozen, remove the pouch cover and let your little ones explore! They'll enjoy having the ability to experience new tastes and textures while also building independence, learning to self-feed, and improving their hand-eye coordination and fine motor skills.

### Features:

- 100% silicone design makes the Feeder safe for your baby to chew and suck on.
- Soft silicone pouch with small holes that allow only tiny, digestible pieces of food to pass through.
- Raised pouch rim fits snugly into the attachment ring, making it harder for babies to remove.
- Includes an easy-release pouch cover so you can freeze perfectly-sized icy treats directly in the Feeder.
- Textured petals on the top keep busy little hands entertained.
- A hole on the petal is compatible with Haakaa's Silicone Strap to assist with easy storage when not in use (note – due to risk of strangulation, never leave strap attached while your child has the feeder).
- Feet on the cap allow the Feeder to be stored upright.
- Lip on the lid makes the pouch easy to access for cleaning/filling.
- Disassembles for easy cleaning - no spaces for bacteria to breed.
- BPA, PVC and phthalate-free.

### Cleaning and Care:

Before first use, disassemble and clean the product before placing silicone components in boiling water for 5 minutes to sterilise. To sterilise after subsequent use, use a steam steriliser or boil in water for 2-3 minutes. To sterilise plastic components (Cap), boil in water for no longer than 2-3 minutes. Wash the Fresh Food Feeder before and after each use. Although dishwasher safe, we recommend hand washing with warm, soapy water and rinsing thoroughly. Only soft bristle brushes or soft sponges should be used to clean this product as hard scourers may scratch the surface. Do not use any bleach-based cleaners or tablets to sterilise or clean your Haakaa products. Silicone may absorb the colours of foods it comes in contact with. To minimise discolouring, wash immediately after use. Do not store near any sharp objects. Store product in a cool, dry place and avoid direct sunlight.

### Caution:

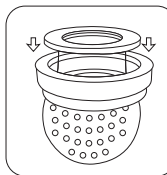
#### For your child's safety and health

#### WARNING!


Always use this product with adult supervision. Before each use, inspect the product. Throw away at the first sign of damage or weakness. Always check food temperature before feeding. Continuous and prolonged sucking can affect dental health. Be sure to brush your child's teeth regularly. For your child's safety, never attach product to cords, ribbons, laces or loose parts of clothing, as it can become wrapped around their neck. Any strap placed through the flower petal should be used for storage purposes only - remove strap and store it out of reach before giving feeder to your child. This product is not a toy. Do not use this product for anything other than its intended use. Keep out of reach of children and pets when not in use. Do not heat food while it is inside this product (including microwaves, ovens or other heating methods). Always mix pre-heated food and ensure it is at a safe temperature with no hot spots prior to placing it inside this product and giving it to your child.

### Instructions:


#### Assembling the Fresh Food Feeder



1 Insert the pouch down through the attachment ring. The top edges of the pouch should fit securely and flat inside the attachment ring.



2 Place soft pieces of food inside the pouch.



3 Press the feeder lid tightly onto the attachment ring after filling the pouch.



4 Cover the pouch with the clear cap when not in use. Optional: once your child has finished using the feeder, clean and sterilise, then attach the strap to assist with easy storage.


#### Using the Pouch Cover



1 Fit the pouch cover over the silicone pouch.



2 Fill the silicone pouch with liquid, ensuring that the level does not exceed the max level on the cover.



3 Assemble the Feeder, put on the cap and place in the freezer.



4 Once frozen, remove the cap. Take off the cover by twisting the tab to loosen and slip the cover off. You can then give the Fresh Food Feeder to your little one.

**Note:** The pouch cover contains holes to enable easy release from the Feeder. When assembling feeder, a few drops may leak - this is normal. Due to risk of choking, always make sure pouch cover is removed and stored out of reach before giving Feeder to your child.

**Please note:** This product is designed to be harder to open than other products to prevent choking hazards. Solid food is recommended for babies 4-6 mths+. Please consult your medical professional if introducing solids earlier.

Do not place any foods in the feeder that your child could potentially develop an allergy to (e.g. foods containing nut butters) before they have reached 12 months of age. Always check with a medical professional for guidelines related to infants and food allergies.