

Product Name: Silicone Pouch with Feeding Spoon

Material: Food-Grade Silicone

Dimensions: Pouch - 94 × 38 × 131mm
Spoon - 36 × 73 × 73mm
Lid - 35 × 32 × 55mm

Colour: Grey

Volume: 4 oz./130ml

Recommended Age: 6 months+

Standard: EN 14372

Product Description:

Make mealtimes easier, cleaner and more convenient with Haakaa's Silicone Pouch with Feeding Spoon! This handy little duo gives you the freedom to feed your little one homemade goodness while out and about with a single, mess-free squeeze. The spoon attachment fits snugly into the neck of your Silicone Yummy Pouch and is compatible with our range of Silicone Milk Storage Bags and Pouches (sold separately). Made of 100% food-grade silicone, this attachment is soft and gentle on little mouths. It features a cross-cut valve suitable for both thinner and thicker baby food and purées - all you need to do is gently squeeze the pouch to dispense the desired amount onto the spoon for your baby. It also has a dustproof lid to help keep the spoon clean from airborne nasties between uses. The Silicone Pouch features a 130ml capacity and is the perfect size for little tummies. It has a wide neck and stands upright for easy filling, and can be popped in the dishwasher or steriliser for super simple cleaning, ready to reuse over and over again!


Features:

- Cross-cut valve accommodates everything from thinner liquids to thicker, chunkier purées.
- Easily control the flow of food with a simple squeeze.
- Soft yet durable 100% food-grade silicone that's gentle on little mouths.
- Shallow spoon dispenses food one bite at a time.
- Dustproof lid keeps spoon clean and free from airborne nasties between uses.
- Pouch stands upright with a wide neck for easy filling.
- Clear measurements on the side of pouch to keep track of intake.
- The 130ml size is perfect for little tummies!
- Easy-care design with no folds or joints for fuss-free cleaning.
- Compatible with Haakaa's range of Silicone Storage Bag & Pouch attachments (sold separately) to adapt to your baby's changing needs.
- Fridge, freezer, steriliser, microwave and dishwasher safe.
- BPA, PVC and phthalate-free.


Cleaning and Care:

Before first use, clean the product before placing in boiling water for five minutes to sterilise. Wash before and after use. Although dishwasher safe, we recommend hand washing in warm soapy water, then rinsing. Only soft bristle brushes or soft sponges should be used to clean this product, as hard scourers may scratch the surface. To sterilise, use a steam steriliser or boil in water for 2-3 minutes. Do not use any bleach-based cleaners or tablets to clean or sterilise this product. Store product in a cool, dry place and avoid direct sunlight.

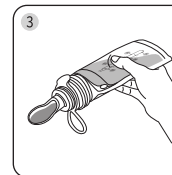
Instructions:




Stand pouch upright and pour your prepared baby food or liquid into the opening.



Plug the spoon snugly into the neck of the pouch.




Squeeze the pouch gently to feed!



Cover the spoon with the lid when not feeding.

Optional Interchangeable Attachments

Compatible with our range of Silicone Milk Storage Bag & Pouch attachments to grow with your child's needs (sold separately).



- a** Silicone Leakproof Stopper
- b** Silicone Squeeze & Feed Attachment Set
- c** Silicone Feeding Spoon Attachment
- d** Silicone Yummy Pouch Sippy Spout

Caution:

For your child's safety and health WARNING!

- Always use this product with adult supervision.
- Before each use, inspect the product. Throw away at the first sign of damage or weakness.
- For your child's safety, never attach product to cords, ribbons, laces or loose parts of clothing, as it can become wrapped around their neck.
- This product is not a toy. Do not use this product for anything other than its intended use.
- Keep out of reach of children and pets when not in use.
- Always prepare food/liquid before pouring it into the pouch.
- Take extra care when microwave heating; localised overheating can occur. Always mix the heated food and check the temperature before feeding.
- Do not fill pouch beyond top measurement mark.
- Do not forcefully squeeze or shake the pouch at any time, as this may cause contents to leak.
- If food is stuck inside, GENTLY squeeze the pouch and the neck of the spoon (where the valve is) at the same time to let the food out.

PLEASE NOTE: Volume measurements are an approximation and should be used for general reference only.