

Product Name: Astronaut Ice Pop Mould Set
Materials: Food-Grade Silicone
Dimensions: 1 x Container - 136 x 83 x 45mm
 3 x Dipping Spoons - 41 x 34 x 77mm
Colours: Pea Green/Lavender
Recommended Age: 6 months+
Standard: EN 14372

Product Description:

Have fun making delicious homemade frozen treats with Haakaa's Astronaut Ice Pop Mould Set! Made from 100% food-grade silicone, this set is soft and safe for your little ones. They're perfect for freezing breastmilk, fruit juice, purées, yoghurt, or jellies, creating perfectly sized mini treats that are ideal for tiny mouths and appetites. They're also a great way to soothe teething discomfort! Each easy-grip astronaut handle comes complete with an anti-choke shield for safer feeding. Even better, these gentle, non-toxic handles double as dipping spoons once your little one finishes their treat! Simply fill the moulds with your chosen ingredients, insert the handle, and freeze. When it's time for a treat, just pop them out and enjoy! Each part of this set is easy to fill and clean, making treat time even easier.


Features:

- Perfect for teething babies who are starting solids.
- Includes 3 reusable handles and a mould. Simply fill with breastmilk, fruit juice, purées, yoghurt, or jellies and freeze for homemade treats.
- Each mini treat is 16ml (0.5 oz), making them perfectly sized for little mouths and appetites.
- Soft and flexible 100% food-grade silicone safely freezes healthy snacks to soothe teething gums.
- The adorable astronaut design has easy-grip handles and guards to prevent choking.
- The handle doubles as a dipping spoon to promote self-feeding.
- Dipping spoon features openings to hold onto thicker puréed textures no matter the angle.
- The non-stick silicone mould makes it easy to remove contents with a simple twist.
- Two-piece design is easy to use and clean - dishwasher safe then simply boil to sterilise.
- Heat and freeze resistant.
- BPA, PVC and phthalate-free.

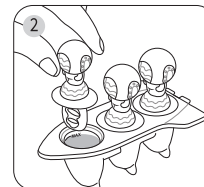
Cleaning and Care:

Clean before initial use, then after each use. Hand wash this product in warm, soapy water or put into dishwasher. Only soft bristle brushes or soft sponges should be used to clean this product, as hard scourers may scratch the surface. To sterilise, use a steam steriliser or boil in water for 2-3 minutes. Do not use any bleach-based cleaners or tablets to sterilise or clean your Haakaa products. Silicone may absorb the colours of foods it comes in contact with. To minimise discolouring, wash immediately after use. Store product in a cool, dry place and avoid direct sunlight.


Instructions:



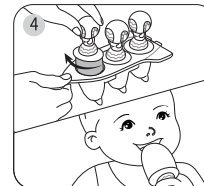
Clean the moulds before use. Place ingredients inside the container and do not exceed the MAX line.



Insert the handle into each filled mould, making sure there are no gaps between the parts.



Place the filled moulds in the freezer until solidified.



Once frozen, simply twist or gently pull to remove from the mould. Your baby can hold the handle to enjoy their treat.

PLEASE NOTE: Please follow freshness guidelines for food when preparing and freezing. Use only ingredients suitable for ice treats and be mindful of potential allergens.

Caution:

For your child's safety and health

WARNING!

- Always use this product with adult supervision.
- Before each use, inspect the product. Throw away at the first sign of damage or weakness.
- Continuous and prolonged sucking can affect dental health. Be sure to brush your child's teeth regularly.
- For your child's safety, never attach product to cords, ribbons, laces or loose parts of clothing, as it can become wrapped around their neck.
- This product is not a toy. Do not use this product for anything other than its intended use.
- Keep all components out of reach of children and pets when not in use.
- It's not recommended to refreeze leftover ice cream for second consumption.
- Do not fill beyond top measurement mark to prevent spills during freezing.

PLEASE NOTE: The dipping spoon itself is not suitable for liquids when consuming.