

Product Name: Multipurpose Silicone Microwave Steriliser & Steamer

Material: Food-Grade Silicone

Dimensions: Lid - 292 x 292 x 117mm

Base - 271 x 271 x 98mm

Colour: Grey

Product Description:

Say goodbye to complicated, easy-to-break sterilising equipment and say hello to the Haakaa Multipurpose Silicone Microwave Steriliser & Steamer! This versatile steriliser is the eco-friendly, multifunctional alternative for busy households. Made from durable, food-grade silicone, it offers a hassle-free way to steam or sterilise everything from baby accessories to everyday microwave-safe dinnerware - simply add water, place cleaned items in the base, seal the lid, and let the microwave do the work. Its generous capacity easily fits a variety of items, while the wide, stable base ensures safe handling during use. The collapsible lid means it's easy to keep organised with simple space-saving storage at home or on-the-go. Dual anti-slip handles ensure safer handling of heated items. You can also use it to wash, drain and steam vegetables or other ingredients in just minutes, making it a practical tool for both baby care and kitchen prep.

Features:

- Non-toxic & reusable alternative to plastic steam bags & sterilisers.
- Utilises steam to sterilise microwave-safe baby gear and household objects.
- Versatile - can be used for steaming, storage, or as a microwave splatter guard!
- Dual ergonomic non-slip handles ensure a comfortable, stable grip.
- Collapsible lid for easy storage and portability.
- Easy-grip clover-shaped handle on the lid for simple use.
- Safety valve on lid for efficient steam release during use.
- Spacious design accommodates more items for sterilising at one time.
- Raised wavy patterns on the base protect items from over-heating and allow items to be easily drained.
- Lid is securely enclosed by the base's rim to prevent leaks.
- Indication line & arrows on the inner surface for precise water filling.
- 100% food-grade silicone withstands extreme temperatures.
- Fridge, freezer, microwave and dishwasher safe.
- BPA, PVC and phthalate-free.

Cleaning and Care:

Wash before each use. Although dishwasher safe, we recommend hand washing with warm, soapy water, then rinsing and drying thoroughly. To clean and dry inside the rim of the base, fold outwards for easier access. Sterilise by running an empty sterilisation cycle or boiling in water for 2-3 minutes. Do not use bleach-based cleaners or tablets to clean this product. Only soft bristle brushes or soft sponges should be used to clean this product, as hard scourers may scratch the surface. Silicone may absorb the colours of foods it comes in contact with. To minimise discolouring, wash immediately after steaming. Store product in a cool, dry place and avoid direct sunlight.

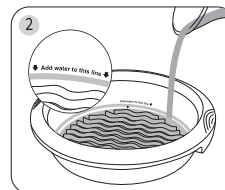
Caution:

- For adult use only.
- To avoid suffocation, always keep away from children and pets. This product is not a toy.
- This product is to be used with items that are microwave-safe only. Do not use on stovetops, in ovens, or on/under grills.
- When sterilising objects, be sure to follow the instructions provided as heating for longer than recommended may warp the contents.
- Only fill to the indicated water line (approx. 200ml) when sterilising. Sterilisation may not be effective, or contents may warp, if using more or less water than instructed.
- When steaming food, ensure only foods suitable for steaming are chosen.
- Check product condition regularly. Replace if this product shows any signs of damage.
- Avoid placing sharp objects in or on this product, as they may damage it.
- Always make sure the vent on the side is unobstructed before use.
- Follow manufacturer's instructions on the use of your microwave.
- When being used for draining, suitable only for small quantities of liquids e.g. freshly washed vegetables.
- Drained water will need to be manually removed by tipping the steriliser after drained items have been removed.


Sterilising Instructions:



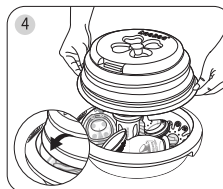
Clean the microwave-safe items to be sterilised in warm, soapy water and rinse thoroughly.



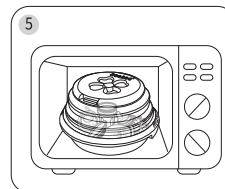
Pour 200ml of clean water into the steriliser (or fill to the indication line if you don't have a measuring cup).




Place items into the steriliser, making sure it isn't overfilled. Heavier items should always be placed first, in the centre where possible. Do not put lighter items at the bottom. Avoid overcrowding.



Close the lid by fitting securely into the base's inner rim, ensuring there are no gaps. Always make sure the vent on the lid is unobstructed.



Microwave on high power in the centre of the microwave, following the provided timing guide.



Allow to cool for 5 minutes then remove from microwave using oven mitts. Open away from face to release steam and carefully drain remaining water. Remove items using clean hands or tongs, taking care to avoid burns. Dry fully before storing.

Microwave Times for Sterilising

600W	7 minutes
800W	6 minutes
1000W	5 minutes
1100W	4.5 minutes

*Be sure to follow timing instructions as heating longer than recommended may distort the items inside or cause damage. If unsure about your microwave's wattage, check with your manufacturer.

Food Steaming Instructions:

- Times based on half a bowl of food and 4 teaspoons of added water. Always monitor food during the cooking process.

Food	Time (1000W)	Time (800W)
Broccoli	3 minutes	5 minutes
Cabbage	3 minutes	5 minutes
Carrot	7 minutes	8 minutes
Corn	4 minutes	5 minutes
Onion	3 minutes	5 minutes
Potato	9 minutes	10 minutes
Pumpkin pieces	4 minutes	5 minutes
Spinach	2 minutes	3 minutes

PLEASE NOTE: Cooking times may vary according to quantity, variety & size of food and the wattage of your microwave. When steaming food, ensure there is enough water to create steam, otherwise food may dry out.



WARNING:

Please do not use an undersized microwave or force this steriliser into a microwave that is too small. **Ensure the vent on the lid remains unobstructed at all times. Use caution when removing from the microwave - we recommend using oven mitts.** Steriliser will be filled with hot water and steam, which may cause serious burns. **DO NOT** tip when removing from microwave.